

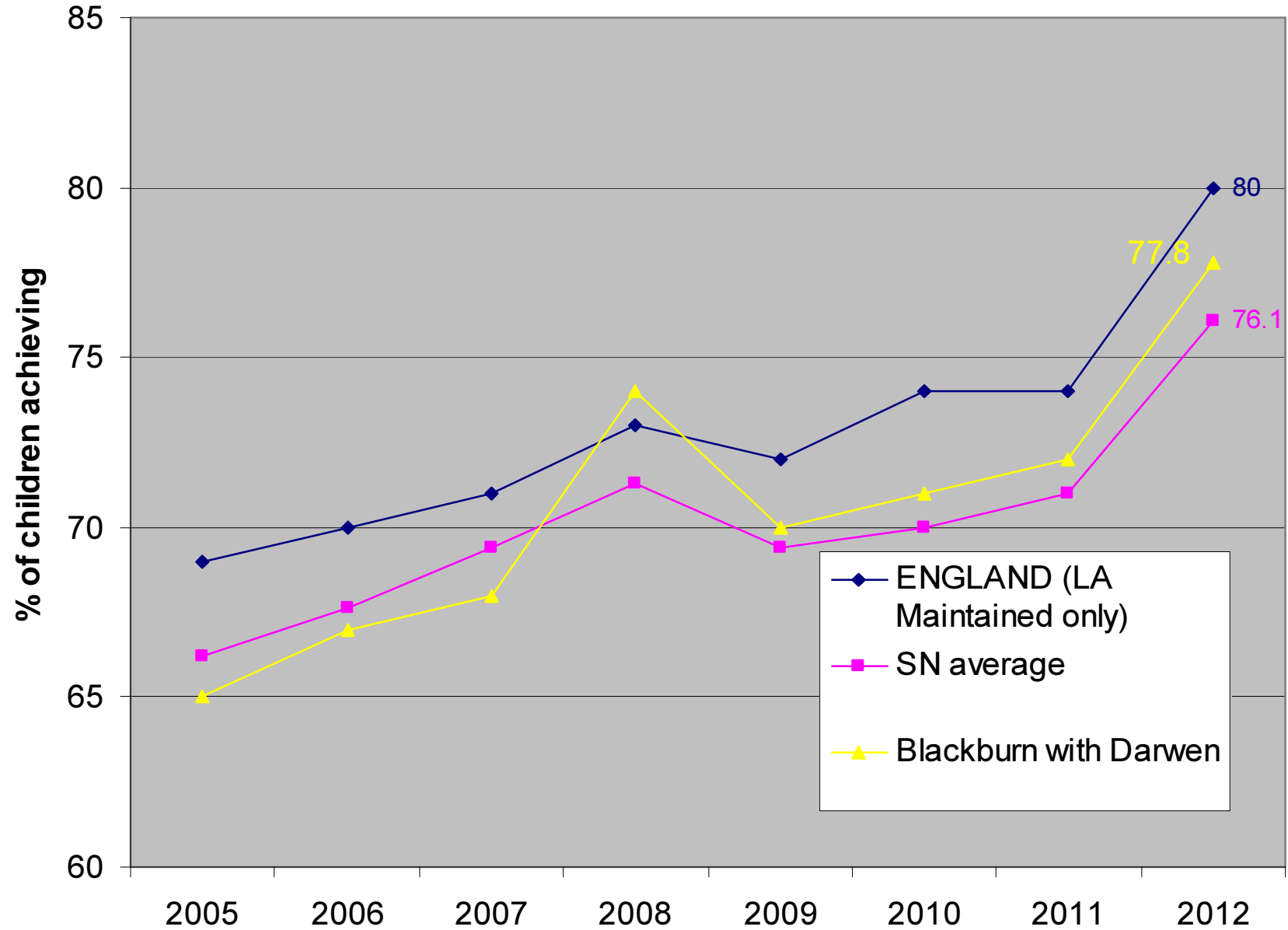
2012 School Tests & Assessments

Headline measures

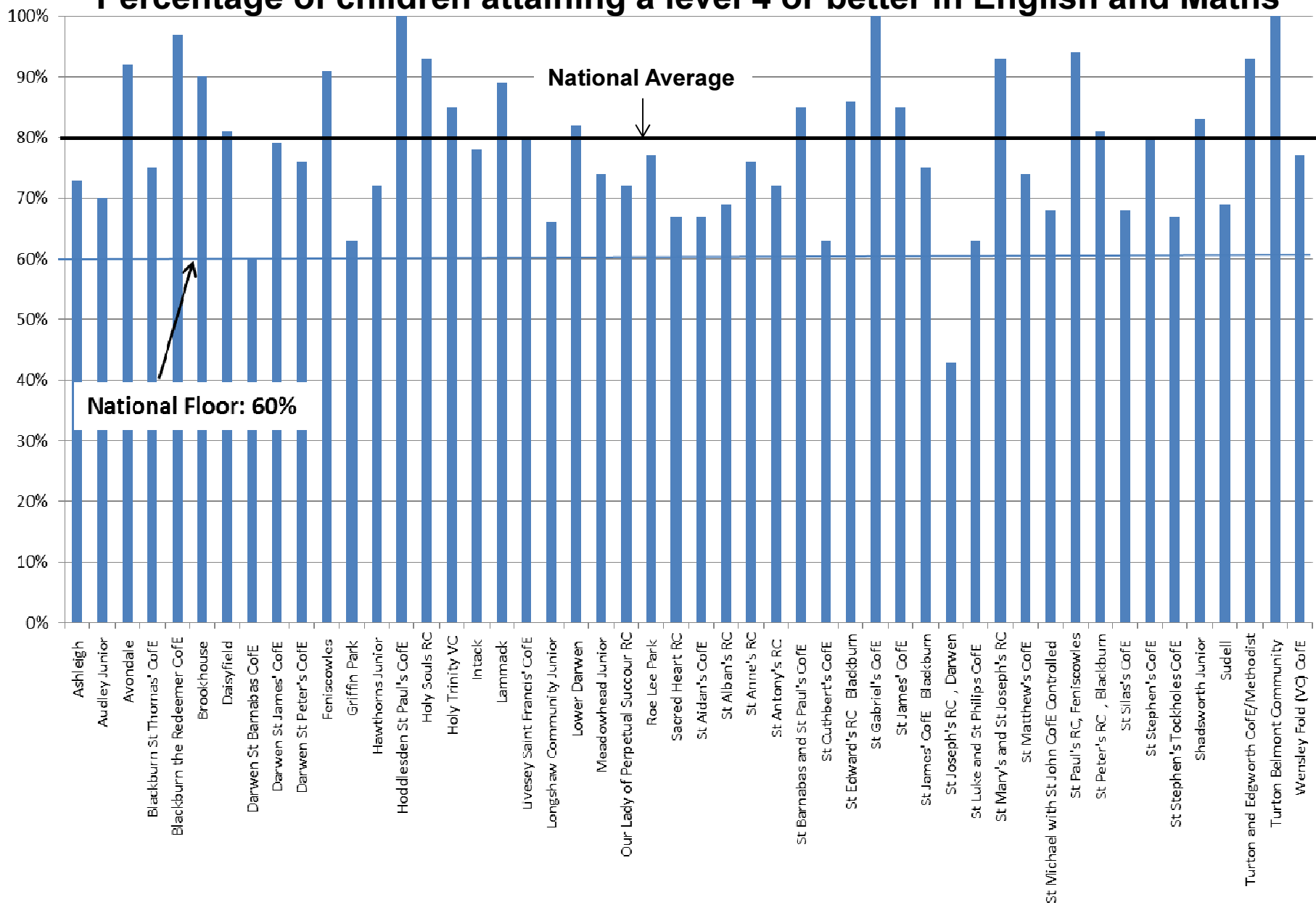
Key Stage 2

End of Primary School (age 11)

English AND Maths level 4+ Progress since 2005



Percentage of children attaining a level 4 or better in English and Maths

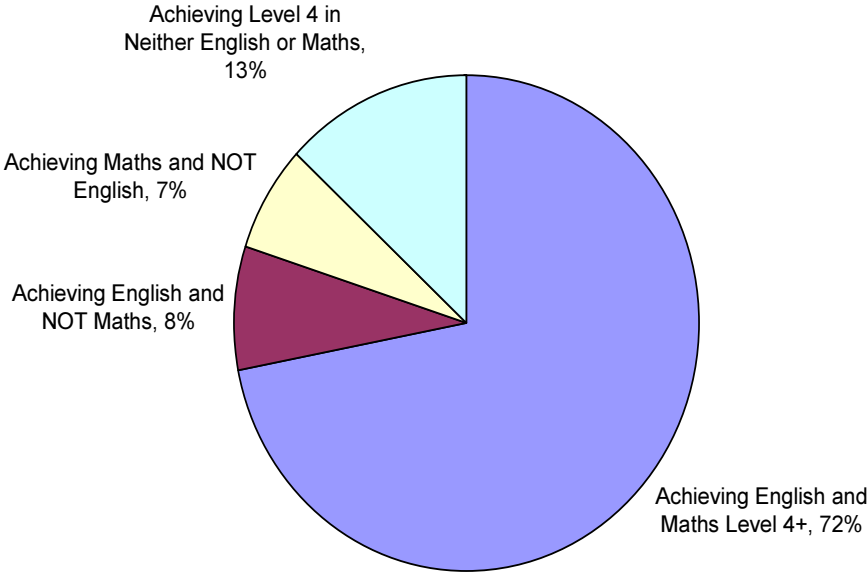


English and Maths Alignment


By the end of a child's time in Primary school, they are expected to be at Level 4 or higher in both English and Maths.

English & Maths Level 4+ Alignment

2011

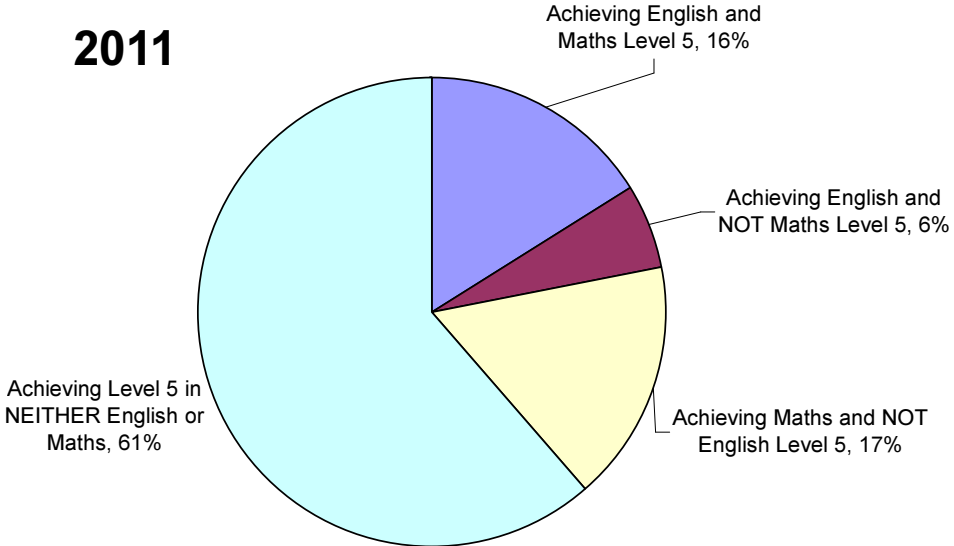


2012

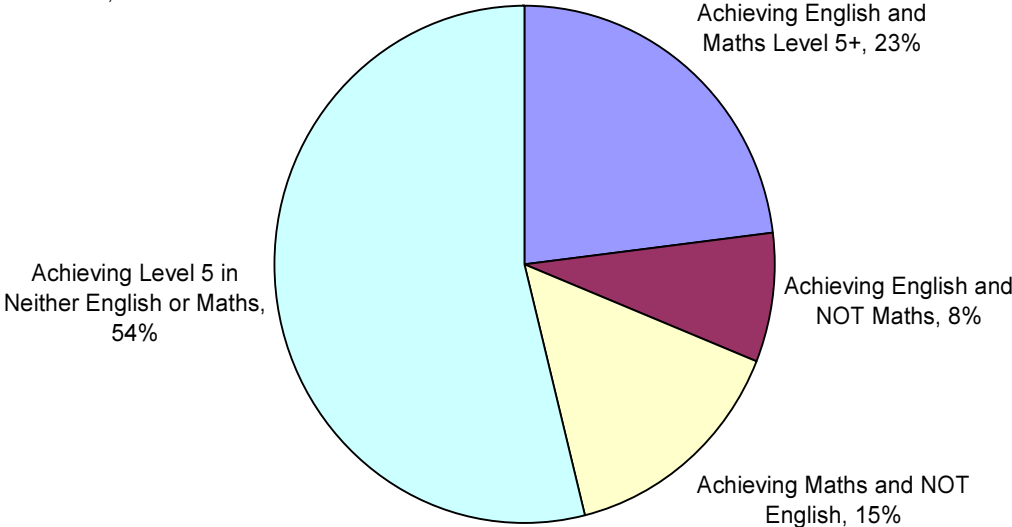


English & Maths Level 5+ Alignment

2011



2012



Headlines

- A very good year at Key Stage 2 – but similar rises nationally
- Performance remains comfortably above similar authorities
- Best ever year in floor standards – only 1 school beneath the floor
- Alignment of English and Maths is strengthening at level 4...but schools need to shift focus to alignment at higher levels

Secondary Schools

Primary to Secondary Transfer

Analysis of incoming year 7 (1)

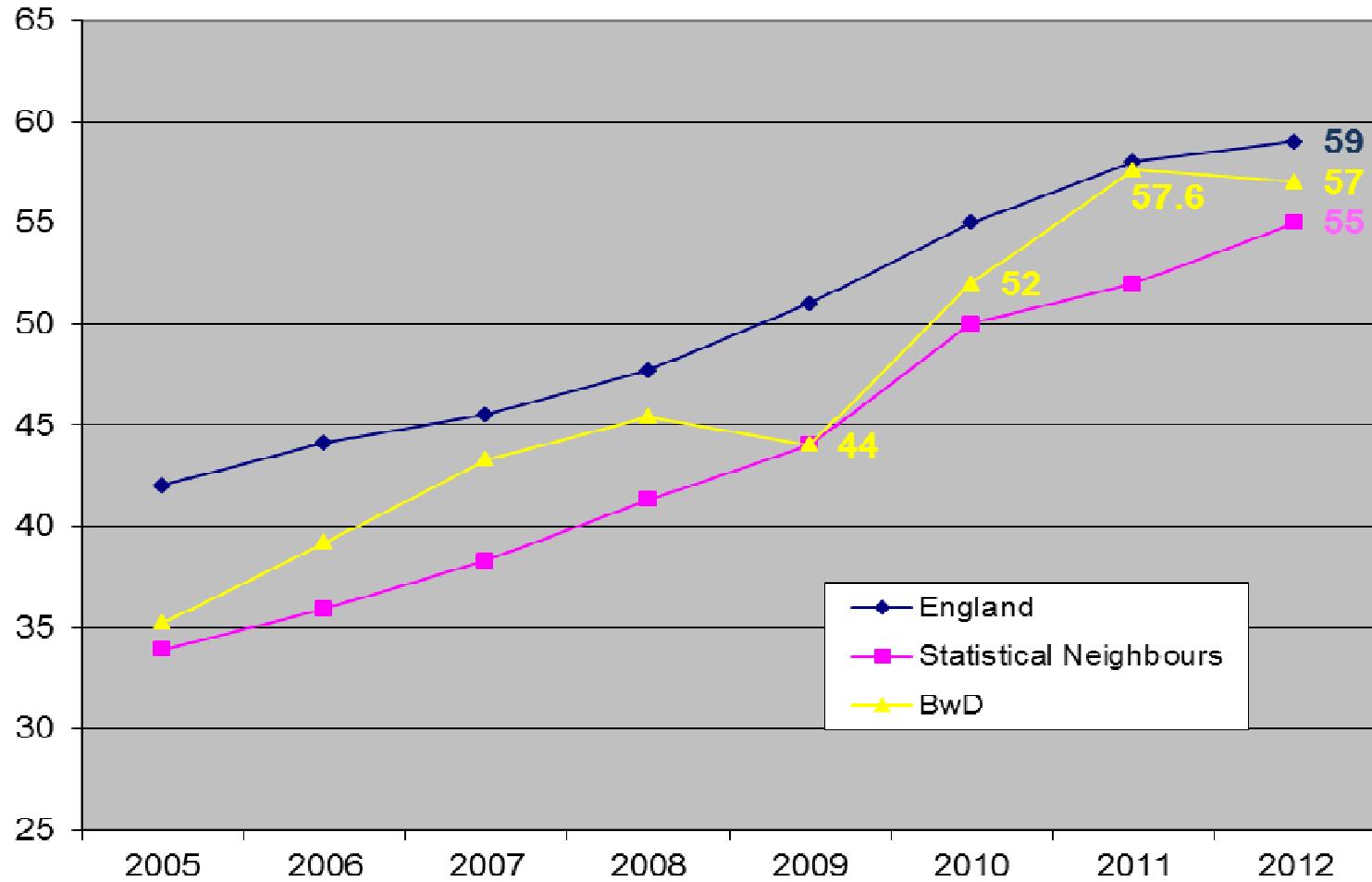
Sec. School Destination	# going	E&M 4+	R4+	W4+	E4+	M4+
Turton High School	30	93%	93%	93%	100%	93%
Canon Slade	14	86%	86%	93%	93%	93%
St Wilfrid's	194	84%	90%	86%	89%	87%
Tauheedul-Islam Girls	112	84%	92%	88%	90%	86%
Darwen Vale High School	147	83%	88%	84%	90%	88%
Tauheedul Islam Boys'	74	82%	86%	81%	82%	89%
Our Lady & St John	159	80%	81%	74%	84%	89%
Pleckgate High School	236	78%	84%	79%	81%	82%
St Bede's RC High School	189	77%	84%	79%	83%	82%
Darwen Academy	219	76%	83%	74%	81%	83%
Walton-le-Dale	65	75%	89%	72%	77%	88%
Blackburn Central High School	132	72%	78%	73%	78%	77%
Witton Park High School	145	68%	81%	73%	79%	78%
Overall		77%	84%	78%	83%	83%

Analysis of incoming year 7 (2)

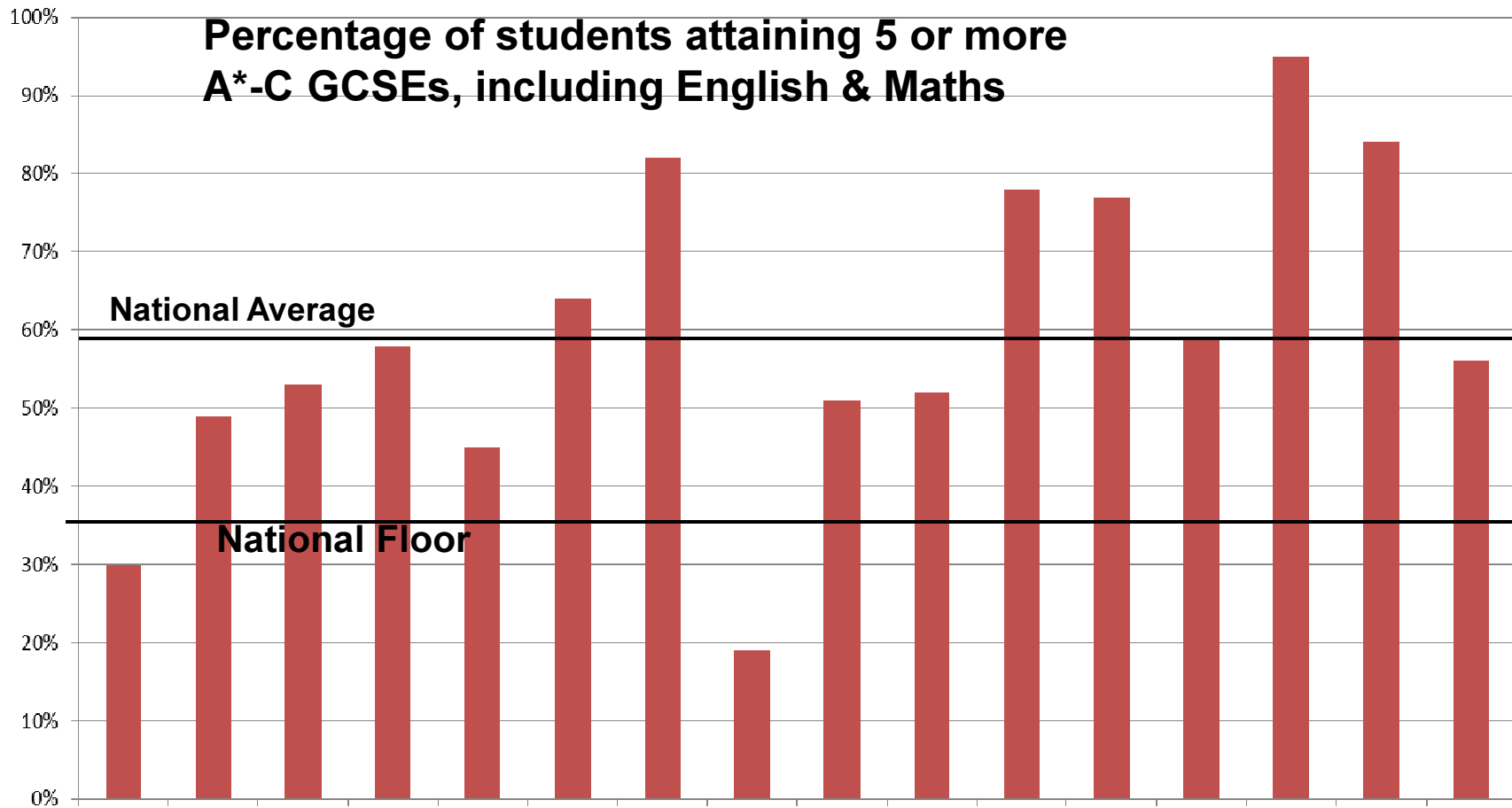
Sec. School Destination	# going	E&M 5+	R5+	W5+	E5+	M5+
Canon Slade	14	36%	57%	36%	50%	50%
St Wilfrid's	194	32%	52%	31%	41%	47%
Tauheedul Islam Boys'	74	28%	38%	27%	31%	50%
St Bede's RC High School	189	27%	46%	28%	34%	42%
Tauheedul-Islam Girls	112	27%	54%	23%	39%	38%
Turton High School	30	27%	50%	17%	33%	43%
Darwen Vale High School	147	22%	48%	29%	35%	37%
Darwen Academy	219	21%	43%	19%	29%	37%
Witton Park High School	145	18%	38%	19%	24%	31%
Pleckgate High School	236	18%	39%	15%	25%	36%
Our Lady & St John	159	16%	31%	16%	23%	31%
Blackburn Central High School	132	16%	30%	23%	23%	30%
Walton-le-Dale	65	15%	38%	15%	29%	35%
Overall		23%	43%	22%	31%	38%

GCSE – 16 year olds

5 or more GCSE grades A*-C incl E&M progress since 2005



Percentage of students attaining 5 or more A*-C GCSEs, including English & Maths

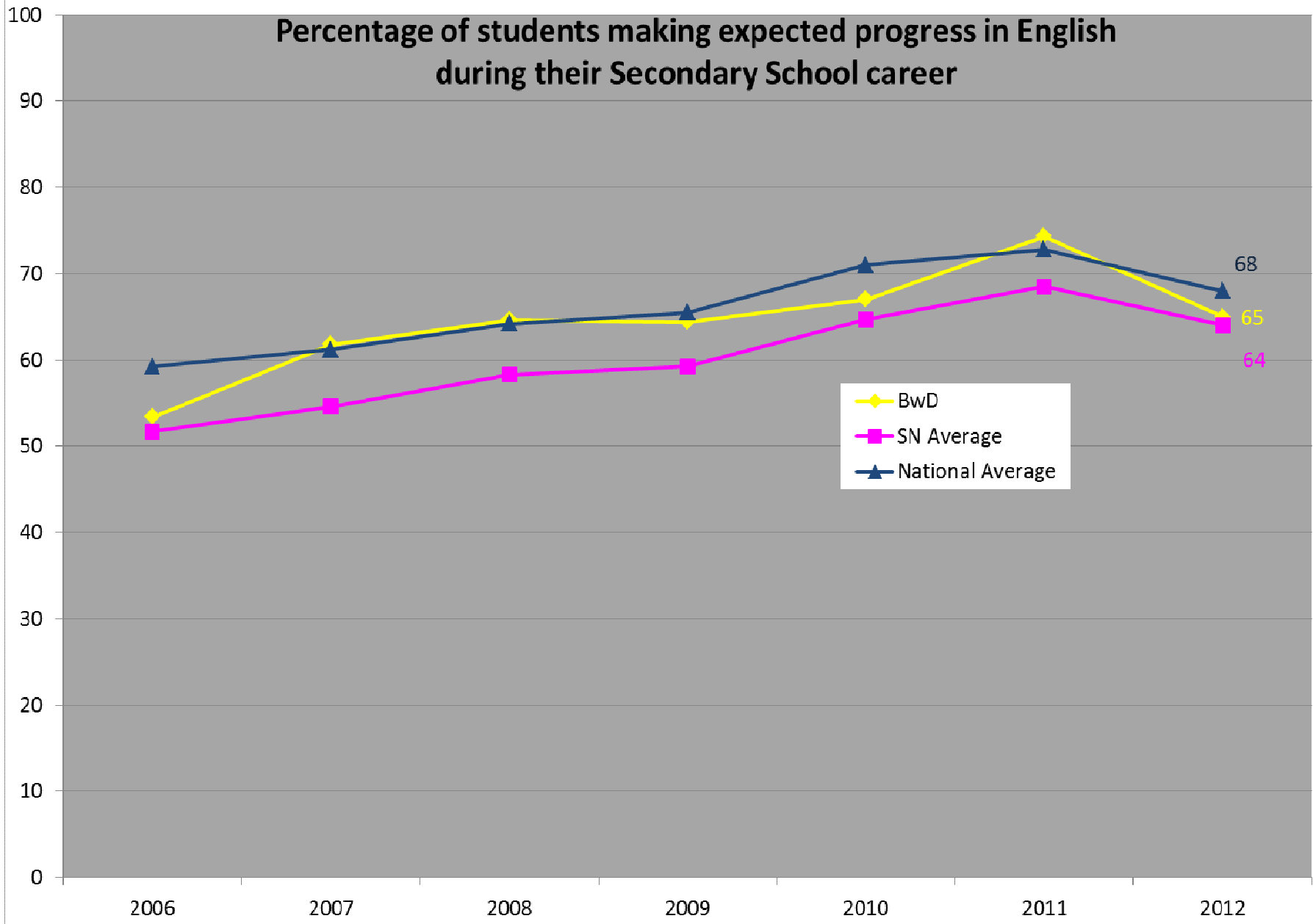


National Average

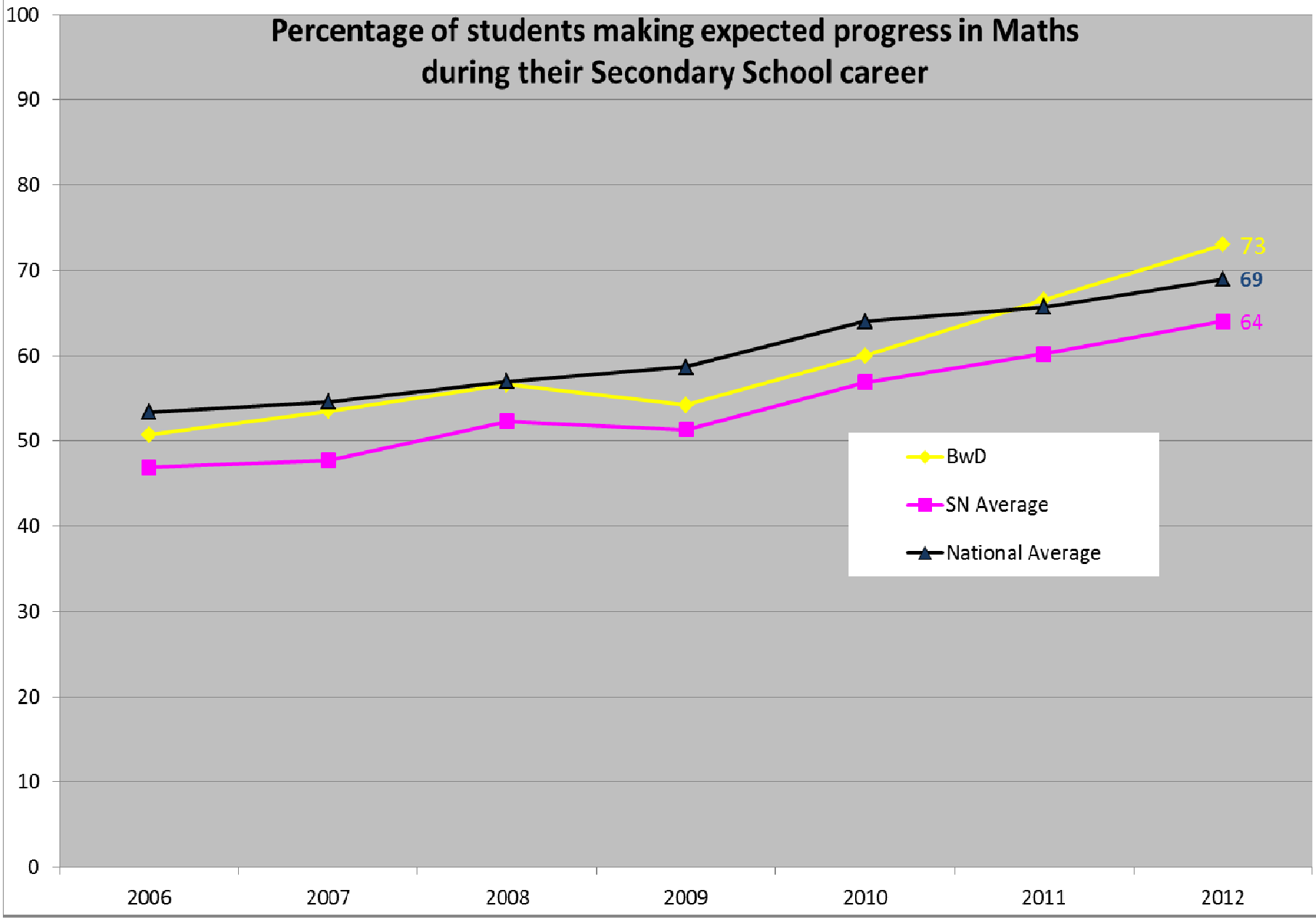
National Floor

- Al Islah Girls' High School
- Beardwood Humanities College
- Blackburn Central High School
- Darwen Aldridge Community Academy
- Darwen Vale High School
- Islamiyah School
- Jamiatul-Ilm Wal-Huda UK School
- Markazul Uloom
- Our Lady and St John Catholic College
- Pleckgate High School
- Queen Elizabeth's Grammar School
- St Bede's Roman Catholic High School
- St Wilfrid's Church of England Academy
- Tauheedul Islam Girls High School
- Westholme School
- Witton Park High School

Percentage of students making expected progress in English during their Secondary School career



Percentage of students making expected progress in Maths during their Secondary School career



Headlines

- Impact of English Language GCSE marking – unevenly felt across schools, probably knocked 3%+ from our headline figure; yet
- Performance remains above that in similar authorities; and
- No maintained school beneath the national floor levels for the third consecutive year
- Progress in Maths is particularly strong
- The loss of substantial numbers of children to Walton-le-Dale continues, but not our most able children.
- We also lose children to Bolton Secondary schools as well, but chiefly through geography/proximity.